

Media Freedom in Dictatorships*

Georgy Egorov[†], Sergei Guriev[‡] and Konstantin Sonin[§]

March 2009

Abstract

Every dictator dislikes free media. Yet, many non-democratic countries have partially free or almost free media. In this paper, we develop a theory of media freedom in dictatorships and provide systematic statistical evidence in support of this theory. In our model, free media allow a dictator to provide incentives to bureaucrats and therefore to improve the quality of government. The importance of this benefit varies with the natural-resource endowment. In resource-rich countries, bureaucratic incentives are less important for the dictator; hence, media freedom is less likely to emerge. Using panel data, we show that controlling for country fixed effects, media are less free in oil-rich economies, with the effect especially pronounced in non-democratic regimes. These results are robust to model specification and the inclusion of various controls, including economic development, democracy, country size, size of government, and others.

Keywords: media freedom, non-democratic politics, bureaucracy, resource curse.

JEL Codes: D72, D73, O13, P16.

*The authors are grateful to Daron Acemoglu, James Alt, Philippe Aghion, Yevgenia Albats, Simon Commander, Alexandre Debs, Ruben Enikolopov, Guido Friebel, Michael Hiscox, Torben Iversen, Maria Petrova, James Robinson, Kenneth Shepsle, Andrei Shleifer, Ekaterina Zhuravskaya, Luigi Zingales, seminar and conference participants at Berkeley, Bilkent, Brunel, Georgia State, Global Institute, Harvard, HSE Moscow, ISNIE, MPSA, NBER Political Economics Student Conference, GSB Stanford.

[†]Harvard University; gegorov@fas.harvard.edu.

[‡]New Economic School/CEFIR and CEPR; sguriev@nes.ru.

[§]New Economic School/CEFIR and CEPR; ksonin@nes.ru.

“We need full and truthful information. And the truth should not depend upon whom it has to serve. We can accept only the division between the unofficial information (for the Comintern Executive only) and official information (for everybody).”

Vladimir Lenin (1921).

1 Introduction

Free media are an anathema for any dictator. Still, there is substantial variation in the degree of the media freedom even controlling for the level of democracy. Why would some non-democratic regimes allow free or partially free media? What are the circumstances under which it might be beneficial to a dictator to allow some degree of media freedom? A possible answer is suggested by a situation we might call “Gorbachev’s dilemma.”¹ In 1985, Mikhail Gorbachev, the new leader of the Soviet Union, faced an array of problems. A surge in the budget deficit following a sharp drop in oil prices was the latest sign that the command economy, which had already underperformed relative to the West for more than a decade, required significant restructuring. Without allowing a certain amount of media freedom, reforms of the highly inefficient bureaucratic system seemed all but impossible. In a small meeting with leading Soviet intellectuals, Gorbachev acknowledged: “The restructuring is progressing with great difficulty. We have no opposition party. How then can we control ourselves? Only through criticism and self-criticism. Most important: through *glasnost*.”² On the other hand, free flow of information could undermine the very foundations of the Communist Party’s dictatorship. In the very same meeting, Gorbachev warned that “Democratism without glasnost does not exist. At the same time, democracy without limits is anarchy. That’s why it will be difficult.”

Gorbachev’s dilemma was by no means unique: every non-democratic regime has to provide an incentive system for low-tier officials, and most such regimes fear the free flow of information as a threat to their political survival. In this paper we study the trade-off between allowing for free or partially free media in order to provide proper incentives to subordinates, and censorship that

¹The term was introduced by Eugene H. Methvin as the title for an article in the *National Review* (Dec. 4, 1987). The article starts “One swallow does not make a spring. And one prompt TASS report of rioting in Central Asia does not make a free Soviet press. But among Kremlin watchers it is certainly a noteworthy occurrence – as if, say, a California condor showed up at Capistrano.”

²“Gorbachev on the future: ‘We will not give in,’” *New York Times*, December 22, 1986; *glasnost*, Russian for openness, was then understood as partial media freedom.

limits citizens' ability to overcome coordination problems in organizing a revolt. In particular, we focus on the role of resource abundance, which affects this trade-off. In resource-rich countries, a dictator has larger rents to lose from a revolt and has less interest in providing incentives to his bureaucrats; therefore, even partial media freedom is less likely. We use a panel with country fixed effects to demonstrate that this is indeed the case: in non-democratic countries, resource abundance results in less free media. Also, we provide evidence that an alternative explanation for this relationship - namely, that resource wealth allows dictators to consolidate power - cannot fully account for all the observed empirical regularities.

The trade-off between political control and bureaucratic incentives is also well illustrated by the slow response of Chinese state officials to the recent outbreak of Severe Acute Respiratory Syndrome (SARS). In the absence of free media, incentives for lower-tier bureaucrats to provide sufficient effort and transmit necessary information to higher levels proved inadequate (Saich, 2003). Although the first information on SARS was received by local political authorities in November 2002, there was no real action until at least the end of March 2003. When on March 15 the World Health Organization issued a global warning on SARS, the Chinese Propaganda Department prohibited Chinese media from reporting it (*Washington Post*, May 13, 2003). Beijing public hospitals were trying to conceal the extent of the disease by hiding or transferring patients during visits of WHO officials (*Time*, April 18, 2003).³ Four years later, Chinese authorities responded in a similar an AIDS outbreak met the same response from the Chinese authorities ("China's AIDS Scandal," *Economist*, January 18, 2007).

Dictators' fear of free media is well justified. As the recent "color revolutions" in Serbia, Georgia, Ukraine, and Kyrgyzstan have shown, even partly independent media are crucial in replacing non-democratic rulers (McFaul, 2005, Hill, 2005). Yet there is much variation in media freedom even among dictatorial regimes. As shown in Figure 1, many dictatorships have partially free media; there are also some dictatorial regimes where media freedom is at the level of new EU members.

³Saich (2003), in a week-by-week analysis, attributes the slow reaction to bureaucratic inefficiency and disincentives for local politicians to gather and transmit information to higher levels. "Once action is called for, the vertical and segmented structure of China's bureaucracy hampers effective action. It is difficult to gather information across different sectors." ("The Real Fallout From China's Chernobyl," *Financial Times*, May 27, 2003.) Saich quotes a number of high-profile publications in the Chinese media, which operate under tight political control, claiming that any information on the new disease was merely rumor. The Chernobyl disaster, which occurred on April 26, 1986, was not acknowledged by Soviet officials until two days later, when the news had already spread across the Western media.

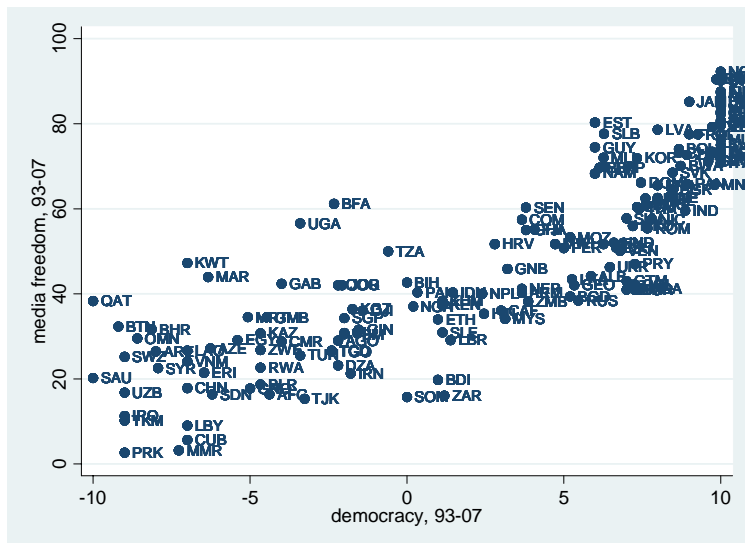


Figure 1: Democracy and media freedom across countries (both averaged for 1993–2007). Democracy is the Polity IV’s variable *Polity2* ranging from -10 (perfect autocracy) to 10 (perfect democracy). Media freedom is 100–Freedom House’s score. Freedom House classifies media into free (70-100 in this graph), partially free (40-70), and not free (0-40).

Why do dictators tolerate or even allow media freedom? We suggest that even partially free media might be a part of the incentive scheme for the state bureaucracy. The lack of such incentives undermines the state’s capacity to handle major challenges such as war, large-scale natural disasters, or macroeconomic crises. In these cases, even the censored media may fail to cover up the dictator’s incompetence, which might eventually bring the regime down. For example, an inability to cope with the Chernobyl disaster exposed the need for change in the Soviet Union. As one observer noted (Methvin in *National Review*, Dec. 4, 1987), “There surely must be days—maybe the morning after Chernobyl—when Gorbachev wishes he could buy a Kremlin equivalent of the Washington Post and find out what is going on in his socialist wonderland.”⁴

Gorbachev’s dilemma” suggests that the need for control over the bureaucracy endogenously

⁴The fall of Romania’s Ceaușescu (Hardin, 1995, p.31) shows that in the absence of free media, a dictator may lose touch completely, which in turn makes even a very centralized regime structurally vulnerable. On December 21, 1989, after days of local and seemingly limited unrest in the province of Timișoara, Ceaușescu called for a grandiose meeting at the central square of Bucharest, apparently to rally the crowds in support of his leadership. In a stunning development, the meeting degenerated into anarchy, and Ceaușescu and his wife had to flee the presidential palace, only to be executed by a firing squad two days later.

constrains dictators' suppression of media freedom. To provide a basis for empirical investigation, we consider a simple model that captures this trade-off. A dictator chooses a policy that affects both his own and his citizens' interests. A policy succeeds only if it is properly implemented, which requires hiring bureaucrats who may either work or shirk. In order to induce high effort, the dictator needs some verifiable information on the bureaucrats' performance. The dictator can rely on special monitoring agencies, but these are vulnerable to collusion with the bureaucrats they monitor; preventing such collusion is costly. In the case of uncensored media, this collusion is ruled out by the free-rider problem and competition between decentralized media.⁵ However, the media also make the policy outcome known to the public, which may threaten the dictator's position in power. If the media report that the policy has failed, the public infers that the dictator is likely to be inept; therefore, the citizens would be better off replacing the dictator. More importantly, a negative media report not only makes individual citizens aware of the dictator's incompetence, it makes the dictator's incompetence common knowledge, which is critical for a successful revolution. Revolutions involve a coordination problem: a citizen takes part in a revolt against an incumbent only if he knows that others will join a revolt (e.g., Tilly, 1978; Chwe, 2003; Persson and Tabellini, 2006).⁶ In equilibrium, the dictator is replaced whenever there is a public report of the policy failure; then each citizen knows that his/her misery is shared by others and everyone is sufficiently unhappy to make an uprising against the incumbent worthwhile.

In order to check the empirical relevance of this trade-off, we examine the consequences of variation in natural-resource abundance. In a resource-rich country, the dictator is more interested in remaining in office (as rents are higher); moreover, he cares less for bureaucratic incentives as the resource rents can compensate for poor economic policies. Our theory therefore implies that oil-rich countries are likely to have less free media. Moreover, this relationship should be especially strong in less democratic countries, where other feedback channels do not function properly. We use both cross-country and panel data to test these predictions. We take media freedom indices from Freedom House and Reporters Sans Frontières; a democracy index from Polity IV; and oil reserves, oil price and oil production figures from BP. Figure 2 shows pair-wise correlations between

⁵In assuming that the presence of several media sources makes suppressing information more costly, we rely on models of media competition by Besley and Prat (2006) and Gehlbach and Sonin (2008).

⁶Media freedom is not the only mechanism for aggregating information that is dangerous to rulers. Some autocrats allow free elections at the local level, decentralized NGOs, or civil society development. Lorentzen (2007) argues that China's central government uses *local riots* to obtain information on the performance of provincial bureaucrats. In this paper, we focus on the media, but the tradeoff extends to other institutions.

oil reserves and media freedom *within* selected countries over time.⁷ The graphs demonstrate that the slope is negative in non-democratic countries but positive or flat in democratic ones; this relationship is present even within a very short time span. In Section 4, we show that this result is not limited to a few countries but holds in a comprehensive panel of countries, controlling for country fixed effects, the level of economic development, democracy, and other relevant variables. On average, the media are indeed less free in oil-rich countries. The effect of natural resources on media freedom is especially strong in less democratic countries; in mature democracies, there is no relationship between oil reserves and media freedom.⁸ These results also hold in cross-sectional analysis. As Figure 3 demonstrates, there is a similar relationship between oil *price* and media freedom (in this figure, we use the same scale for each of the graphs; notice that in democracies the effect is almost negligible). There, oil-rich countries exhibit a sharper negative slope; the positive slope in the case of Mexico is driven by both democratization in the 1990s and, even more so, by a sharp drop in its proven oil reserves.

The above results are statistically significant and robust to adding a variety of controls, including levels of development, democracy, country size, government size, and others. (Section 4 describes robustness checks, including splitting the sample into smaller subsamples and running a jackknife test that leaves out one country at a time.) Interestingly, the effect's magnitude is the same whether we run panel or cross-sectional regressions and whether we choose the logarithm of oil reserves or the logarithm of oil production as an independent variable. According to our estimates, increasing oil reserves by 10% would reduce media freedom by 0.3 points on a scale from 0 to 100. In other words, if Brazil's reserves were at Venezuela's level, Brazil's media freedom would have developed likewise.

Our empirical strategy is based on the fact that both oil reserves (as well as oil production) and media freedom change substantially within a country in the course of just one or two decades. First, oil reserves and oil production are responsive to mostly exogenous and highly volatile oil prices. Proven oil reserves are estimated as those that are economically viable under prevailing market prices for oil; production responds to the oil price to earn the maximum possible rents—this, for example, is the case of Russia). Also, as there is substantial randomness in discovering

⁷We do not present graphs for Saudi Arabia, where the slope is also negative but the variation in reserves from 1993 to 2005 is negligible.

⁸Smith (2008), basing his empirical exercise on Bueno de Mesquita et al. (2003), arrives at a conclusion similar to ours, though the main dependent variable in his analysis is the probability of regime survival.

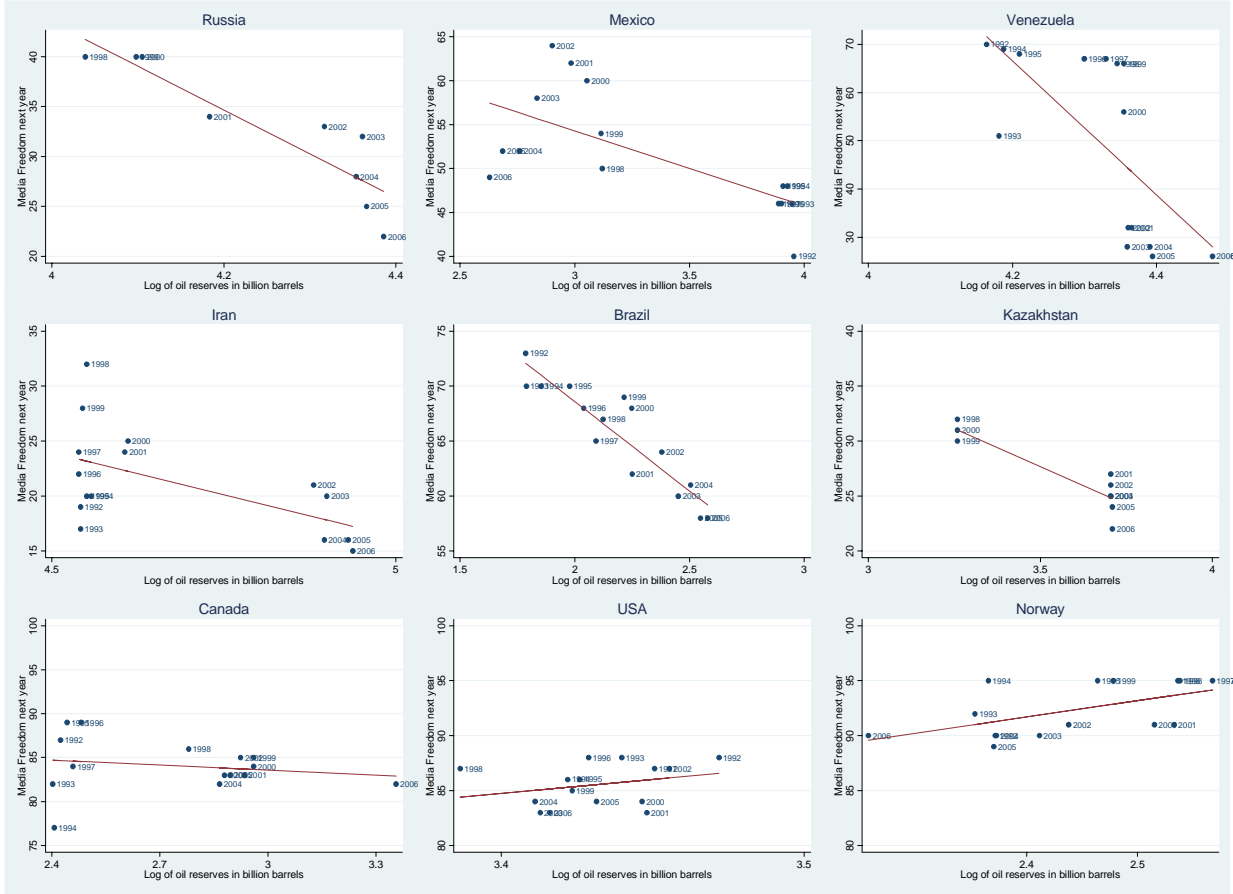
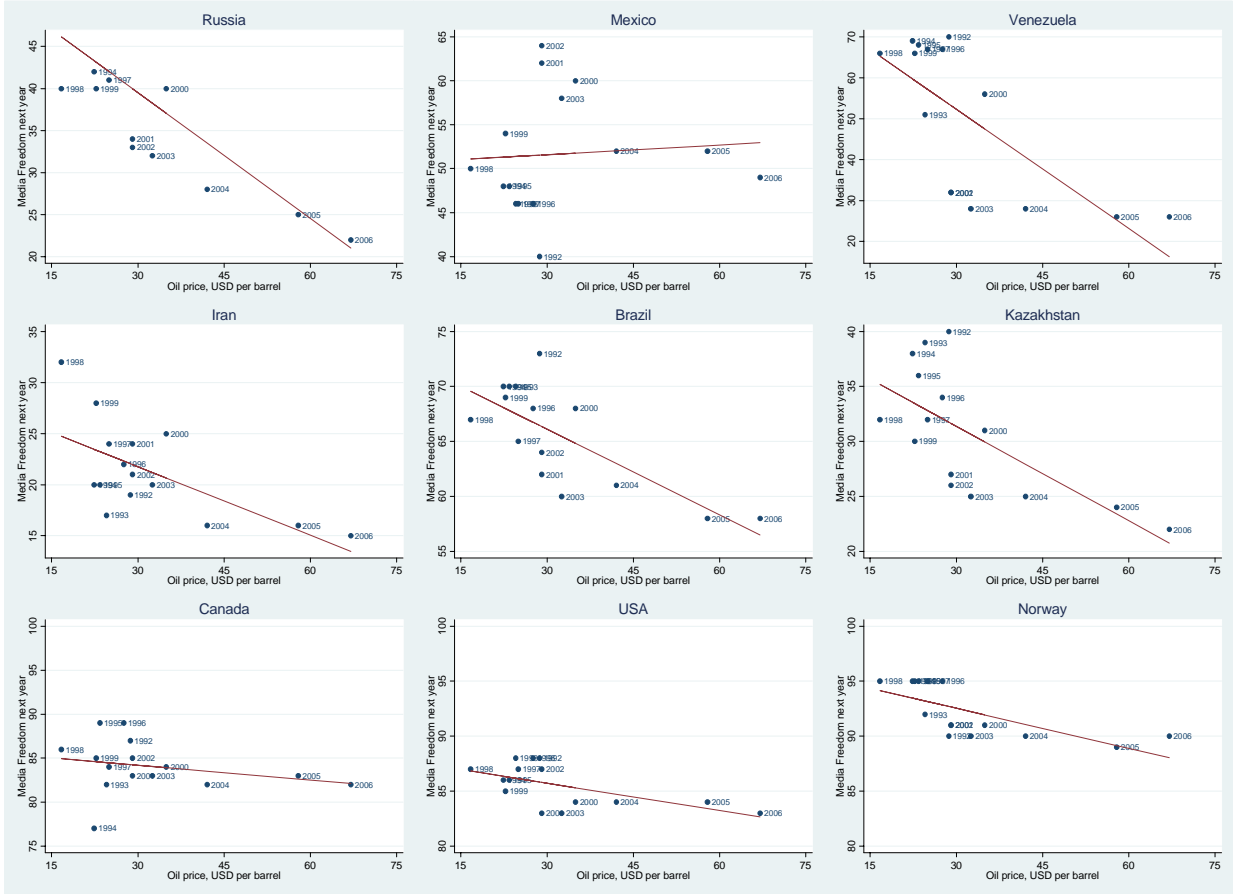


Figure 2: Pairwise correlations between oil reserves and media freedom in select oil-rich countries, 1993–2006. Source: Freedom House, BP, authors’ calculations.

new oil fields, oil reserves may change by tens of percents just within a year (we discuss the issue of endogeneity of exploration efforts later)—this is the case of Brazil and Kazakhstan. Second, unlike other political institutions, media freedom can change very quickly.

While we focus on testing the prediction that natural-resource abundance undermines media freedom in non-democratic societies, we also control for alternative explanations. First, there is a positive correlation (and, potentially, two-way causality) between media freedom and the level of democracy per se. It is well-known that there is a correlation between natural resource abundance and the probability of having a dictatorial regime (see, e.g., Ross, 2001, and Tsui, 2005). Our empirical tests show that natural resources are a significant determinant of the media freedom, even when controlling for the level of democracy, either current or lagged. We also run a two-stage



that a dictator might simply use resource rents to buy off political challengers. In our framework, this argument requires that citizens value media freedom per se while dictators do not, for the standard reason that media may help in overcoming the coordination problem in revolts. Yet dictators with no available resources are forced to allow free media, as otherwise citizens would revolt anyway. This “buy-off” argument treats resource rents as extra revenues available to a dictator. From this point of view, natural resources are equivalent to foreign aid or any other sources of income that he can use to pay off his citizens. We control for the *total* amount of resources that dictator can redistribute (GDP per capita, share of government expenditures in GDP) and for social structure/inequality (via country fixed effects); we find that our results are robust. To provide one more test of our theory against alternative explanations, we rerun our main regressions including both oil reserves and oil production in the regression. Our theory puts more weight on oil reserves, whereas alternative explanations predict a relationship between media freedom and current resource rents. As oil output and oil resources are highly correlated, the only meaningful way to compare their effects is to include them in the regression equation simultaneously. It appears that the effect of oil reserves is—as predicted by our theory—negative and significant; thus, our theory “wins the horse race.” Finally, we provide additional evidence that media freedom does improve the quality of bureaucracy, even when controlling for country fixed effects and other variables.

Thus, our theory demonstrates that in the presence of abundant resources, dictators are less willing to allow free media. Consistent with our theory, non-democratic countries such as Nigeria, Zambia, Sierra Leone, Angola, and Saudi Arabia have vast resources and poor growth performance, while the Asian tigers (South Korea, Taiwan, Hong Kong, and Singapore), while predominantly non-democratic in 1970s and 1980s, have both high growth rates and scarce natural resources. These East Asian countries have managed to establish an effective meritocratic bureaucracy (Evans and Rauch, 1999, 2000; see also Gehlbach and Keefer, 2006, on the role of institutionalized parties in autocracies). Again, it is perhaps not coincidental that Gorbachev chose *glasnost* as the Soviet Union faced a substantial decline in the price of oil,⁹ its major commodity export. In contrast, with oil prices rising, Putin’s Russia has experienced a significant decline in media freedom (Figure 3).

⁹While the policy of *perestroika* was proclaimed in 1985, it was not until 1987 that *glasnost* was introduced on a large scale. In 1985–1986, Gorbachev focused on *uskorenienie* (acceleration/modernization). 1986 was the year of a sharp oil price decline and also of the Chernobyl disaster; both these events may have revealed the need for *glasnost* to the Soviet leaders.

Instead of free media, dictators might create monitoring/control agencies, often including secret services, to spy on the bureaucrats. Unlike decentralized free media, such agencies can commit to producing information for the dictator without leaking it to the public. On the other hand, they could potentially also collude with bureaucrats in concealing information about their dismal performance. In some countries, dictators prevent collusion by creating multiple monitoring agencies (secret services) to spy on each other. By making these security services compete, a dictator reduces the danger of collusion between them and bureaucrats, but also incurs a risk of information leakage to the public, not to mention substantial technical costs and delays. This has been especially visible in “sultanistic regimes” (Chehabi and Linz, 1998; Egorov and Sonin, 2004)—examples include Idi Amin in Uganda, Francisco Machas Nguema in Equatorial Guinea, Claude Duvalier in Haiti, Fulgencio Batista in Cuba, Rafael Trujillo in the Dominican Republic, Reza Shah Pahlavi in Iran, Mobutu in Zaire, and Ferdinand Marcos in the Philippines, who combined dictatorial oppression with dismal economic performance. Introducing a collection of case studies, Chehabi and Linz (1998) specifically point out that such regimes were especially likely to occur in resource-rich countries; under these regimes, the media were tightly controlled and quality of government was very low.

The rest of the paper is organized as follows. Section 2 discusses related literature, and Section 3 introduces the theoretical model and derives empirical predictions. In Section 4, we present empirical support for our theory and describe robustness checks. Section 5 concludes.

2 Related Literature

Both political scientists and economists have been long aware that countries that have abundant natural resources and are not mature democracies perform, on average, less successfully than resource-poor countries (see, e.g., Sachs and Warner, 1996, 1997a,b; Auty, 2001; Gylfason, Herbertsson, and Zoega, 1999; Mehlum, Moene, and Torvik, 2006). The early economics literature on the “resource curse” attributed the failure of growth-oriented strategies in resource-rich countries to the “Dutch disease”: the inflow of oil revenues leads to appreciation of the domestic currency, which makes domestic tradable sectors less competitive (see Sachs and Warner, 1996 and Krugman, 1987). Yet in the recent “resource curse” literature, there is an emerging consensus that the major source of slow growth in resource-rich countries is the deterioration of institutions rather than currency appreciation. (There is also a large recent empirical literature linking resource wealth to violent

conflicts, see Ross, 2003.) The general mechanism of such deterioration was described by North (1981, 1991) and, most recently, by Acemoglu and Robinson (2006); the crucial role of institutions in generating the “resource curse” is analyzed in Lane and Tornell (1996), Robinson, Torvik, and Verdier (2004), Mehlum, Moene, and Torvik (2006), Caselli (2006), Hodler (2006), and Boschini et al. (2006). We attempt to go beyond these general insights to explain the microeconomicss of the decision-making process in non-democracies that leads to inefficient economic policy choices.

In political science, there is an emerging literature that relates economic performance and regime stability to the presence of natural resources. In a now-classic early study, Karl (1997) explained the failure of oil-producers to fully employ the development potential of natural resources by adding political considerations to the standard “Dutch disease” explanation (see also Gelb, 1988, Shafer, 1994, and Chaudhry, 1997.). Oil windfalls allow the state to develop a rent-oriented bureaucracy that does not need to encourage taxable domestic production and thus escapes political accountability. Ross (2001) notes that critical empirical contributions to the modernization debate by Przeworski and Limongi (1993) and Przeworski, Alvarez, Cheibub, and Limongi (2000) did not consider oil-rich Middle East states; in his own regressions, the Middle East dummy is significant and has a negative impact on democracy. On the other hand, Herb (2005) argues that rentierism, i.e. the government’s reliance on oil taxes to provide public goods, has no significant negative effect on democracy. Morrison (2009) finds that the particular source of non-tax revenue has no specific impact on regime stability; an increase in any of them (e.g., foreign aid or windfall oil profits) leads to more social spending in dictatorships and more stability for both democratic and dictatorial regimes. Gandhi and Przeworski (2006) model and then test empirically whether or not governments in resource-rich countries use their resource rents in order to “thwart threats emanating from the opposition”. The authors assume that the presence of mineral resources decreases the need for the dictator to engage opposition in cooperation; empirically, such a presence indeed leads to a smaller number of legislative parties (the authors’ proxy for actual cooperation).

Wantchekon (2002) argues that resource wealth helps dictators stay in power by sharing rents with the would-be opposition. Dunning (2005) considers a model where the elites weigh the costs and benefits of diversification: both the structure of the resource sector in and outside of the country and the extent of potential political opposition affect the trade-off. Snyder (2006) proposes an alternative model in which the stability of the political regime rests on its ability to build institutions of extraction of lootable resources. Benjamin Smith (2004) uses panel data on 107

developing states covering the period of 1960-1999 to argue that the presence of oil is associated with *increased* regime durability (see also Ulfelder, 2007); in individual countries, there is no robust impact of changes in oil prices on regime stability. Alastair Smith (2008) tests empirical implications from the selectorate model of Bueno de Mesquita et al. (2003), which relate the survival of dictatorial regimes to the presence of natural resources. The existing evidence does suggest that the trade-off between incentives for bureaucracy and the need to “divide-and-rule” (see Debs, 2007) by suppressing information flows is especially visible in developing countries abundant with natural resources.

For our formal model, we use recent advances in political economics, with its emphasis on dynamic models of strategic interaction between politicians and their citizenry (e.g., Acemoglu and Robinson, 2005; Acemoglu, 2003, 2006; Acemoglu, Robinson, and Verdier, 2004, Lagunoff, 2006; Bueno de Mesquita et al., 2003). The literature on optimal sequencing between economic and political liberalization is discussed in Persson and Tabellini (2006), who were also among the first to consider revolution as a global game (our model might be considered an alternative approach to modeling a solution to the coordination problem in revolutions). Edmond (2005) models a global game between citizens, who need to coordinate to overthrow a regime, and studies the regime’s incentives to use propaganda to exploit heterogeneity in individual beliefs. Bueno de Mesquita and Downs (2005) introduce the concept of a coordination good and argue that media freedom is actually such a good as it helps citizens to overcome the free-rider problem.

Finally, there is the fast-growing literature on the political economy of the media (see Gentzkow and Shapiro, 2008). Sen (1999) and Besley and Prat (2006) emphasize the role of independent media in enhancing citizens’ ability to choose the right politicians and policies: our model emphasizes the role media might play in providing incentives to bureaucrats. Reinikka and Svensson (2005) and Kaufman (2006) show empirically that media freedom helps to reduce corruption. Dyck and Zingales (2002) consider a situation where business reporting is endogenously biased; free competitive media is the only way to commit not to collude with the sources of exclusive information. Svaleryd and Vlachos (2006) demonstrate that increased political competition and extensive media coverage in a mature democracy reduce political rents. Our work contributes to this literature by analyzing the determinants of the media freedom outside of the democratic world.

3 Theory

Political decisions that citizens and politicians make are inherently dynamic: citizens decide whether to reelect the incumbent or revolt against him by comparing the expected performance of the incumbent and of the contender; similarly, the politician's desire to stay in office depends on the rents of being in power in the future. However, the important trade-offs that we emphasize in this paper are easier to demonstrate in a reduced-form one-period model, where we take the citizens' decisions to overthrow the ruler as fixed. We thus start with the simple model, and then provide a sketch of a fully dynamic model, where citizens' decisions are endogenized.

3.1 Setup

There is a dictator, a bureaucrat, and a continuum of ex-ante identical citizens. Following a standard theoretical framework (e.g., Acemoglu and Robinson, 2006), the economy includes two sectors: the resource sector and the modern sector. The resource sector produces a globally traded good, which yields $Y_R = R$; the cost of production is normalized to zero. The total output in the modern sector depends on the provision of a public good such as property rights and contract enforcement, infrastructure, education, etc. The amount of public good provided, $A \in \{A^H, A^L\}$, depends both on the policy chosen by a dictator, and the efforts exerted by the bureaucrat.

The dictator's ability to choose a right policy from the policy space is imperfect: the probability of picking a right policy is $v \in (0, 1)$. The bureaucrat does not observe whether the policy picked by the dictator is right or wrong, but may either high or low effort $e \in \{e^H, e^L\}$. The cost of high effort is $c > 0$, while low effort is costless. We assume a perfect complementarity between the dictator's policy choice and the bureaucrat's effort. If bureaucrat exerts high effort e^H , and the policy choice is right, then $A = A^H$. If either effort is low ($e = e^L$) or the policy is wrong, then $A = A^L < A^H$.

The output of the modern sector is normalized to $Y_M = A$; thus, the total output in the economy equals

$$Y \equiv Y_R + Y_M = R + A.$$

The dictator, if he stays in power, gets all the proceeds from the resource sector, and taxes the modern sector at an exogenous rate τ . However, if the dictator is replaced, he gets nothing (and the resources and taxes are consumed by the new dictator, who is not a player in the one-period

model). The incumbent's utility is therefore

$$U^D = (\tau A + R) \mathbf{I}\{\text{stays in power}\} - [\text{payments to bureaucrat}], \quad (1)$$

where $\mathbf{I}\{X\}$ is the indicator function, which takes the value of 1 if event X happens, and 0 otherwise.

We assume that

$$\tau (A^H - A^L) > c, \quad (2)$$

i.e., the cost of high effort is sufficiently low, so that the dictator, if he were certain to stay in power, would choose high effort.

Citizen i gets pre-tax income $y_i \in \{y^L, y^H\}$, which is a noisy signal about the output of the modern sector. Thus, the probability of getting high income, y^H is $\gamma \in (\frac{1}{2}, 1)$ when $Y_M = A^H$ and $1 - \gamma$ if $Y_M = A^L$:

$$y^H = \frac{\gamma A^H - (1 - \gamma) A^L}{2\gamma - 1}, \quad y^L = \frac{\gamma A^L - (1 - \gamma) A^H}{2\gamma - 1}$$

(both y^L and y^H are positive if γ is not too close to $\frac{1}{2}$). The after-tax income of citizen i is thus $(1 - \tau) y_i$.

Apart from the income y_i , the citizens get a public signal s_{pub} about the policy outcome A , which is generated by mass media. This signal may take one of two values, A^H and A^L . We assume that without censorship, free media are able to generate truthful signal (or, equivalently, are unable to conceal the true evidence), so then $s_{pub} = A$. However, if the media are censored, they always generate a high signal $s_{pub} = A^H$. The dictator chooses an incentive scheme to the bureaucrat in order to maximize his utility U^D , but he can only condition his payments to bureaucrat on the media report $s_t \in \{A^L, A^H\}$ that he gets about this bureaucrat's performance.¹⁰ Consequently, censorship prevents the dictator from providing proper incentives to bureaucrats.

The incumbent dictator may be ousted in two ways. First, there are elections, where citizens can replace the dictator by the challenger. We assume (and show that this will happen in an equilibrium of the dynamic game, see below) that citizen i votes for the incumbent if and only if $y_i = y^H$ and $s_{pub} = A^H$; otherwise she votes for the challenger. If the incumbent obtains the

¹⁰Technically, the dictator may infer information on bureaucratic efforts from the tax revenues he receives. In the working paper version of the model, we considered a more realistic setup with multiple bureaucrats, and an opportunity to use a centralized source of information such as a secret service. We also considered setups with competing secret services and competitive media market, which produce expected results at the cost of additional notation and length.

majority of votes, he retains power. However, he may stay in power even if he loses: to capture the nature of non-democratic politics, we assume that if the majority votes in favor of the challenger, the incumbent is ousted with probability $\alpha \in (0, 1)$. Parameter α captures the democratic constraints on the dictator: in a perfect democracy ($\alpha = 1$), the majority vote decides who is in power, while in a perfect dictatorship $\alpha = 0$, elections do not matter at all. If the incumbent wins the elections, the citizens decide whether to revolt or not. Again, we assume that citizen i participates in the revolt if $s_{pub} = A^L$ only (in the dynamic game, this happens endogenously), and the revolt succeeds if a majority of citizens participate in it. Taking part in an unsuccessful revolt costs each participant $r > 0$; this assumption will be important in the dynamic game.¹¹

The timing of the one-period game is as follows.

1. The incumbent dictator picks a policy (which turns out to be correct with probability ν), chooses the degree of media freedom, and makes contracts with the bureaucracy (payments w_L and w_H , depending on $s_{pub} \in \{A^L, A^H\}$)
2. The bureaucrat chooses the effort level $e_t \in \{e^L, e^H\}$.
3. The policy outcome A is realized; each citizen i learns his/her individual payoff y_i .
4. The dictator pays the bureaucrat according to the contract.
5. Media report the true outcome, $s_{pub} = A$ if they are free, and $s_{pub} = A^H$, otherwise.
6. Elections take place.
7. If the incumbent wins the elections, each citizen decides whether or not to revolt. If the revolt is successful, a dictator is replaced, otherwise he stays in power.

3.2 Analysis

We start the analysis by finding the optimal contract for the bureaucrat for the cases of free and censored media. Let w^H denote the payment that the dictator makes to the bureaucrat if

¹¹While we do not develop a full-scale theory of collective action in revolution (see a recent discussion in Acemoglu and Robinson, 2006; Persson and Tabellini, 2006; and Edmond, 2006), these assumptions allow us to illuminate the difference in the trade-offs each citizen faces with or without free media. Essentially, when media are non-free, the free-rider problem makes revolution much less likely, while with free media, each citizen better assesses information available to his fellow citizens.

$s_{pub} = A^H$, and let w^L be the payment if $s_{pub} = A^L$. When media are free, the bureaucrat compares the expected payoff of low efforts, w^L , and that of high efforts, $\nu w^H + (1 - \nu)w^L - c$. Thus, the bureaucrat exerts high efforts if and only if

$$v(w^H - w^L) \geq c. \quad (3)$$

If the dictator chooses to induce a low effort level, then $w^L = w^H = 0$. To induce the high effort level, the dictator chooses free media and sets $(w^L, w^H) = (0, c/\nu)$. A more competent dictator (one with higher ν) is more interested in providing good incentives to the bureaucrat. Indeed, the expected cost of paying for high efforts does not vary with ν , but the benefits of high-powered incentives are greater for a more competent dictator. If an absolutely competent dictator ($\nu = 1$) chooses high-powered incentive schemes for the bureaucrats with the help of free media, then his policy results in the optimal level of public good, A^H . As good incentives are more important for a more competent dictator, he is more interested in free media.

Essentially, the dictator has three regimes to choose from: censored media and low bureaucratic effort, free media and low effort, and free media and high effort. The dictator never chooses the combination of free press and low effort, as this option is dominated by censored press and low effort. Given our assumptions about the citizens' preferences (they replace the incumbent if $s_{pub} = A^L$), the probabilities of staying in power in the case of free and censored media are ν and $\alpha\nu + (1 - \alpha)$, respectively. Thus, free media and high incentives give the dictator utility $U_M = \nu(R + \tau A^H) - c$, while censored media give him $U^L = (\alpha\nu + (1 - \alpha))(R + \tau A^L)$. Now let us introduce

$$\bar{R}(\alpha) = \frac{c + \tau((\alpha\nu + (1 - \alpha))A^L - vA^H)}{1 + \nu - \alpha + \alpha\nu}$$

The following Proposition summarizes the above discussion.

Proposition 1 *Under assumption (2), the following statements hold:*

(i) *In a subgame-perfect equilibrium, the dictator chooses free media if the amount of resource rent does not exceed the threshold $\bar{R} = \bar{R}(\alpha)$; the dictator chooses censorship otherwise.*

(ii) *In a more democratic country, the media freedom threshold is higher: $\bar{R}(\alpha)$ is increasing in α . In a perfect democracy ($\alpha = 1$), the dictator always prefers media freedom.*

Thus, the model generates a number of testable predictions about the determinants of media freedom. The foremost prediction is that in a non-democratic country, resource abundance (a high R) results in a lower media freedom. In a democracy, the dictator and his bureaucracy are bound

to cope with free media. As shown above, if $\alpha = 1$, media freedom prevails in equilibrium under any level of resource richness R . If α is slightly below 1 (and $\alpha > 1 - \nu$), then media freedom is suppressed only if resource abundance is very high. Thus, we do not expect to find significant effects of natural resources on media freedom in democratic countries, where monitoring of bureaucracy is carried out via the division of powers, opposition parties, etc.

3.3 Dynamic Extension

In the dynamic model, the incumbent dictator and citizens are long-lived; if citizens opt to replace the incumbent, there is a new player. Each period, the stage game is as in the one-period game above: the dictator picks a policy, chooses the degree of media freedom, and provides a contract to the short-lived bureaucrat. Then, the bureaucrat chooses the effort level, and each citizen receives two signals: one about her individual payoff and a media report. At the end of each period, each citizen decides whether or not to participate in a revolt against the dictator. In the dynamic game, citizen i maximizes her expected life-time welfare

$$\sum_{t'=t}^{\infty} \beta^{(t'-t)} \mathbf{E}_t \left((1 - \tau) y_{t'}^i - r \mathbf{I} \{i \text{ participates in unsuccessful revolt in period } t'\} \right),$$

while the incumbent dictator maximizes

$$\sum_{t'=t}^{\infty} \beta^{(t'-t)} \mathbf{E}_t \left((\tau A_t + R) \mathbf{I} \{ \text{stays in power in period } t' \} - [\text{payments to } B \text{ in period } t'] \right).$$

Since payoff-relevant variables may include all private signals that individuals got during the rule of the incumbent dictator, the widely-used concept of the Markov Perfect Equilibrium (Maskin and Tirole, 2001) is not directly applicable. On the other hand, the set of all subgame perfect equilibria is too large, thus necessitating a refinement that combines the main features of the two concepts. We impose the following intuitive assumptions.

In the dynamic setting, we modify the citizens preferences so that they rationally update their estimate of the dictator's competence; now, the dictator and any of his potential replacements might be of one of two types, either competent, or incompetent. First, we assume that citizen i revolts if and only if (i) she knows that the probability of the incumbent dictator being competent is below μ , the probability that a random draw from the pool of challengers is competent, and (ii) she is certain that the share of those who want to replace the incumbent exceeds the revolution threshold γ . Second, we assume that the distribution of idiosyncratic noise $F(\cdot)$, the revolution threshold

γ , and parameters that reflect dictator's abilities are such that under a high-powered system for bureaucrats. a competent dictator can keep, if chooses to, the share of potential revolutionaries below γ . Finally, we focus on stationary equilibria, in which dictator's strategy may depend only on the dictator's type, but not on time.

If the dictator is incompetent, there is a non-trivial probability that the policy chosen in period t , is a wrong one. In this case, the probability that media report the truth ($s_t = A^L$) is equal to 1 if media is free and to $\alpha > 0$, if not. Therefore, every rational citizen that receives public signal $s_t = A^L$ is bound to believe, regardless of her private information, that the incumbent is incompetent; the information that the dictator is incompetent becomes common knowledge. As a result, all citizens revolt and the incumbent is replaced.

Now consider a dictator who has had only positive media reports $s_1^{pub}, \dots, s_n^{pub}$ for n periods since coming to power. By the Bayes' formula, citizen i attributes a non-trivial probability to the event that the incumbent dictator is competent even if i 's personal income is consistently low. The problem is that a citizen who has received a stream of positive public signals cannot be sure that the number of citizens who think that the probability of the dictator being inept is above $1 - \mu$ is sufficient for a revolt to succeed. Indeed, when a citizen becomes just ready to revolt, she believes that most other citizens lag behind her in their confidence that the dictator is inept, because otherwise the revolt would have already occurred before. If media report failure, it becomes common knowledge that the dictator is inept, allowing the citizens to coordinate. Summing up, a dictator stays in power as long as the citizens get a positive public report $s_{pub} = A^H$. If citizens get a negative public report $s_{pub} = A^L$, they revolt, and the dictator is replaced by a new one.

Similarly to the one-period model, we can now check that if a competent dictator chooses a high-powered incentive scheme, there is no revolt. By providing no incentives, the dictator saves c on the bureaucrat's wage, but loses $\tau (A^H - A^L)$ as there is a chance of policy failure. Assumption (2) implies that this outcome is strictly dominated by that of the high-powered incentives. The Bellman equation allows to calculate the competent dictator's expected life-time utility:

$$U = \frac{1}{1 - \beta} (v (R + \tau A^H) - c).$$

An inept dictator faces a similar choice: between high incentives and free media (we denote this choice M) and low incentives (L).

Then the dictator's expected utility at the beginning of a period when he is in power, U , is

found as a solution to

$$\begin{aligned}
U &= \max \{U_M, U_L\}; \text{ where} & (4) \\
U_M &= R + \tau (vA^H + (1-v)A^L) - c + \beta vU; \\
U_L &= R + \tau A^L + \beta (1-\alpha)U.
\end{aligned}$$

In an equilibrium, the dictator prefers free media to censorship as long as

$$U_M^* = \frac{R + \tau (vA^H + (1-v)A^L) - c}{1 - \beta\nu} > U_L^* = \frac{R + \tau A^L}{1 - \beta(1-\alpha)}. \quad (5)$$

Denote

$$\bar{R} = \frac{\tau A(1 - \beta\nu) - (\tau (vA^H + (1-v)A^L) - c)(1 - \beta(1-\alpha))}{\beta(\nu - (1-\alpha))},$$

the threshold level of resource abundance. When $0 < \alpha < 1 - \nu$, (5) is equivalent to $R \leq \bar{R}$. If $1 - \nu \leq \alpha \leq 1$, (5) is equivalent to $R \geq \bar{R}$, but $\bar{R} < 0$ in this case, so (5) holds for any $R > 0$. The following Proposition summarizes the above discussion.

Proposition 2 *At any period of his tenure, a competent dictator is strictly better off allowing free media and choosing a high-powered incentive scheme. The incompetent dictator's equilibrium choice of the regime depends on the level of democracy α and the resource abundance R as follows:*

(i) *If the democratic institutions are weak, $0 < \alpha < 1 - \nu$, media freedom is chosen if and only if the resource abundance is low, $R \leq \bar{R}$. If the resource abundance is high $R > \bar{R}$, the dictator chooses low incentives and no media freedom.*

(ii) *If the democratic institutions are sufficiently strong, $1 - \nu \leq \alpha \leq 1$, the dictator always prefers to provide high incentives and allow for free media.*

4 Evidence

In this section, we use panel data to explore empirical evidence about the relationship between oil and media freedom. To check the main testable prediction that oil abundance has an adverse effect on media freedom in non-democracies, we use data on natural resources, levels of democracy, media freedom, and economic performance.

4.1 Data

We employ several sources of data. We use the Press Freedom index available from Freedom House as a proxy for media freedom. Although certain information on media freedom is available for years

as early as 1979, the detailed data started only in 1993, so we use the data for years 1993–2006. Press Freedom is constructed by Freedom House as an integer between 0 (perfectly free media) and 100 (no media freedom). In order to facilitate interpretation we use $(100 - \text{Freedom House Index})$ as a measure of media freedom, so in this section, a greater media freedom index corresponds to freer media. Note that the Freedom House data cover both printed and broadcast media.

We use the *Polity2* variable from Polity IV dataset as a proxy for the degree of democracy. This variable is essentially computed by subtracting Polity IV’s institutionalized autocracy score (AUTOC) from the institutionalized democracy score (DEMOC); the resulting Polity2 score ranges from +10 (strongly democratic) to -10 (strongly autocratic). This score measures the competitiveness and openness of executive recruitment, the competitiveness of political participation, and constraints on the executive as well as other features of the political regime. The variable does not measure directly media freedom or freedom of speech. Therefore it is the best available (albeit imperfect) proxy for α , as it captures the effectiveness of removing an inept dictator from office through the political process rather than through revolt. We also try other variables from Polity IV and other sources as a proxy for democracy, and the results are similar.

We proxy resource endowment by proven oil reserves, which are presumably exogenous. While investment in geological exploration affects this variable, these investments need not depend on the level of economic development. Even if investment in exploration depends on a country’s level of development, it is more plausible that well-developed countries have had more time and resources to invest. Thus, *ceteris paribus*, proven reserves should be higher in well-developed countries; hence, this effect would only bias our estimates towards zero.

We focus on oil as (i) it is by far the most important natural resource (see Tsui, 2005 who argues that the global market for oil is larger than market for all other natural resources combined), (ii) reliable data on oil reserves and production are easily available, and (iii) oil is globally traded (unlike, e.g., natural gas).¹² The existence of the world market price allows us to explore differential reactions to worldwide shocks. Certainly, countries differ in terms of oil quality and extraction costs, but the data on the latter are less reliable. Also, these differences are much less important once we control country fixed effects. We use data from the Statistical Review of World Energy, available

¹²We have also used the mineral resources depletion variable from the World Development Indicators (see the discussion of the variable in Hamilton and Clemens, 1999, and Ross, 2006). This variable includes all the mineral resources. While variable is available for a significantly smaller sample, the results (available upon request) with this variable instead of oil reserves or oil production are similar.

on BP's web-site (<http://www.bp.com>). This Statistical Review contains only data for countries that have positive oil reserves or produce a positive amount of oil; therefore, we assume trivial oil reserves and production for other countries, unless clearly stated that the data are not available. We use reserves in billion barrels rather than in dollar terms; our results are robust to this choice. Also, we control for oil price changes by including time dummies in our panel regressions. Note that proven reserves include reserves that are economically relevant given the prevailing oil price; this also makes this variable a proxy for the expected value of future resource rents.

A number of important contributions to the study of the resource curse (e.g., Mehlum, Moene, and Torvik, 2006; Jensen and Wantchekon, 2004; Ross, 2001) proxy resource endowments by using the share of natural resources in GDP or exports. Unfortunately (as discussed in e.g. Ross, 2006), these variables may be highly endogenous with respect to both growth (or growth opportunities) and institutions. In fact, since the mining industry does not usually require much human capital—and if it does, it may be very well provided by foreign firms—the share of mining industry in GDP is actually a proxy for underdevelopment. For instance, the U.S. is well endowed with natural resources, including oil; yet, extraction and drilling comprise a small part of GDP, as other industries are highly developed as well. Moreover, high resource exports may also be, for any given resource endowment, a proxy for the lack of growth opportunities: the lack of internal demand for fuels makes producers export them.

Using reserves rather than other measures of resource-richness is consistent with our model's logic. Indeed, the dictator's incentives to censor the media are driven by the future resource rents he expects to get while in office. It is therefore more important which oil rents will be appropriated in the future. Though using oil reserves facilitates interpretation of our findings, we also employed oil production and share of oil production or exports in GDP as alternative measures of resource-richness and obtain the same results. Our results are also robust to using the dollar value of either reserves or production at current prices.

In order to measure the effect of media freedom on the quality of bureaucracy, we use the World Bank's data on government effectiveness and regulatory quality (from the Governance and Anti-Corruption project of the World Bank Institute, <http://www.worldbank.org/wbi/governance>, or Kaufman et al., 2006). Finally, we use data on GDP per capita (purchasing power parity), population, government expenditure, and other relevant controls from the World Development Indicators.

4.2 Empirical Methodology and Alternative Explanations

In order to test whether oil endowment affects media freedom in non-democratic countries, we estimate the following specification:

$$MF_{i,t+1} = a_0 + a_1 Oil_{i,t} + a_2 Democracy_{i,t} + a_3 X_{i,t} + \delta_i + \lambda_t + \varepsilon_{it} \quad (6)$$

Here i indexes countries, t indexes years, Oil is the proxy for oil abundance (log oil reserves or log oil production), MF is media freedom, $Democracy$ is the proxy for democracy (Polity2 or alternative measures), X is a vector of controls (including log GDP per capita, log population, log share of government expenditures in GDP etc.), δ_i are country fixed effects, and λ_t are year dummies.

Our theory predicts that $a_1 < 0$, especially if the regression is run on a subsample of non-democratic countries, and a_1 is not significantly different from zero for democratic countries. The other way to show that the relationship between resources and media freedom is stronger for non-democratic countries is to add an interaction term $a_4 Oil_{i,t} Democracy_{i,t}$. Our theory implies $a_4 > 0$.

Notice that as our vector of controls X includes log GDP per capita, log population, and log share of government expenditure in GDP, our specification (6) automatically controls for oil reserves per capita, oil production per capita, or ratio of oil reserves or oil production to GDP, as well as total GDP, or government expenditures per capita etc. All these variables are linear combinations of the variables that are already included in (6). Similarly, time dummies automatically account for the world oil prices, and country dummies include all time-invariant country-specific variables such as legal origin, culture, religion, ethnic and linguistic characteristics.

Our theory is not the only explanation of the relationship between the natural resource endowment and media freedom in non-democratic societies. For example, a benevolent dictator might want to reform his bureaucracy and be willing to do so via paying high efficiency wages to the bureaucrats. Resource rents allow him to finance strong incentives without distortionary taxation; the greater the rents and the higher the efficiency wages, the fewer independent journalists the dictator needs. The bureaucrats are punished very rarely but the punishment is large: the dictator takes away the high efficiency wage. This explanation is not very likely. It would imply that resource endowments would be correlated with lower corruption and better governance. We test this prediction directly and find that it is not consistent with the evidence: resource-rich countries are less well governed and more corrupt.

A more realistic alternative explanation is a very simple one: non-democratic regimes do not like free media. However, citizens value media freedom per se; hence, a dictator has to compensate them for censorship. Similarly, if foreign partners or international organizations exert pressure in favor of media freedom, a dictator has to be economically strong either to withstand this pressure or to buy off the citizens' or foreign partners' tacit acceptance of censorship. In both cases, resource rents provide a source of revenue that helps to silence the media. However, this argument assumes that resource rents come as an additional revenue source. In order to control for this alternative explanation, we include aggregate income (GDP) and total government spending, the dictator with a greater share of oil in GDP and in the government budget has an easier time buying off citizens or foreigners. Why are citizens happier to exchange media freedom for a dollar just because it is a petrodollar? The argument that oil rents are less distortionary than taxes and therefore easier to use for comforting the citizens is not consistent. If taxes are distortionary, the dictator should pay off the voters by lowering taxes rather than by giving out petrodollars (actually, many dictators do exactly this, granting voters "no taxation" in exchange for "no representation").

The other distinction between our theory and this alternative explanation is whether media freedom depends on the value of the future revenues (i.e. the value of oil reserves) or the present resource rents (i.e. this year's oil production). These two variables are certainly highly correlated; hence, in order to see which explanation is supported by the data, one needs to run a 'horse race' via adding both oil reserves and oil production in one regression.

The second major alternative explanation suggests that the relationship between oil and media freedom is driven by a third variable, regime type. Oil-rich countries tend to be less democratic, and less democratic countries also tend to have lower media freedom. In order to control for this explanation, we always include democracy scores into regressions for media freedom. We also run regressions for subsamples of democracies and non-democracies (using different thresholds for democracy scores). We also use a two stage procedure, running media freedom on democracy first, and then estimating the relationship between oil and media freedom residuals. As the latter are not correlated with democracy scores, we obtain the effect of oil on media freedom.

Yet another argument is that media freedom is a normal good, so it is more likely to occur in more affluent societies. Coincidentally, rich countries are also the ones that are oil-poor. However, as we control for GDP per capita, this argument does not invalidate our results.

Finally, media freedom as well as democracy can be driven by a long history of development

of political and economic institutions, due to colonial history, legal origin, religion, culture, etc. We show that our results hold even when we control for country fixed effects; therefore, all long-term and slowly changing factors are accounted for. As an additional check, we also estimate cross-sectional specifications and find that the cross-sectional and panel estimation produce similar magnitudes of the effect.

4.3 Results

The results are presented in the Tables 1-5 in the Appendix. Tables 1 and 2 report the main results from the fixed effects regressions, Table 3 presents the tests of the relationship between oil, democracy, and media freedom. Table 4 reports the effect of media freedom and oil on the quality of governance. The cross-country OLS regressions are presented in the Table 5.

The results are consistent with the model's predictions, and are robust to the choice of specification, econometric methodology, and sample selection. In particular, the results hold both in panel regressions with country fixed effects, and in cross-country OLS regressions, in regressions with oil reserves and oil production, etc.

Main Results

In Table 1, we report the results from the fixed effects regressions. Controlling for the level of development (proxied by GDP per capita in purchasing power parity) and democracy level, media freedom is negatively correlated with oil reserves. This correlation is stronger in the less democratic countries. In the regressions in Column (1), we control for the interaction term between democracy and oil abundance. The coefficient on oil reserves is negative and significant, and the coefficient on the interaction term is positive and significant. The less developed the democracy, the stronger the negative effect of oil reserves on media freedom.

In Table 1, we also report the results with alternative measures of oil abundance. In regression (2) we use oil reserves valued at the current global oil price. The results provide strong evidence that oil prices negatively affect media freedom in oil-rich countries. In regression (3) we replace oil reserves with current oil production in barrels, in regression (4) – with oil production in dollar terms. We control for country size in terms of population (land area is captured by the fixed effects). The effect of population may reflect the importance of media as a coordination device. The sign of the coefficient is consistent with our model. The more populous the country, the harder

it is for people to coordinate without media; thus the media is vital for overthrowing the dictator so the dictator prefers censorship. Including the country's population in the regression also helps assure that we control for oil reserves per capita as well as total oil reserves. We also control for GDP per capita and for the size of the government (log share of government expenditures in GDP). Controlling for the size of the government allows to take into account the amount of resources under direct government's control.

In order to provide a direct test for the prediction that resource abundance affect media freedom in non-democratic countries, we estimate the specification (6) for a subsample of non-democratic countries. In Columns (5) and (6) we present the results for the subsample of countries where the Polity2 score of democracy in 1992 was below or equal to 5 (the median democracy score in our sample is between 5 and 6). The results are consistent with our theory: oil affects media freedom negatively and significantly. In Column (5), the oil abundance is proxied by oil reserves and in Column (6) we use oil production. Notice that as long as we estimate the original specification (6) without the interaction term, there is no difference between using barrels or dollar values of oil: current oil price is captured by time dummies.

In Column (7), we include *both* oil reserves and oil production in the regression. Such a 'horse race' allows us to distinguish between our theory and the alternative explanations described above. Our theory implies that dictators take into account oil reserves when making a decision on censorship. The alternative explanations predict relationship between media freedom and current resource rents (that allow to silence the opposition/citizens or to share with bureaucrats). Current oil production is the best proxy for current oil rents available (as we assume that country fixed effects control for cost differentials between countries). As oil output and oil resources are highly correlated, one can only compare their effects including them into regression simultaneously. Column (7) shows that the effect of oil reserves is—as predicted by our theory—negative and significant. Once we control for the oil reserves, the oil production is not significant; in a sense, our theory 'wins the horse race'.

In Table 2, we provide further evidence. First, we split the sample into smaller subsamples. In Columns (1)-(3) we present the evidence for three roughly equal subsamples of autocracies ($\text{Polity2} \leq 0$ in 1992, 58 countries), imperfect democracies ($\text{Polity2} \in (0, 8]$, 46 countries), and democracies ($\text{Polity2} > 8$, 46 countries). We find that the effect of oil abundance on media freedom is negative and significant in autocracies and imperfect democracies, and that there is no relationship

for democracies.

In order to check whether our results are driven by outliers, we have run a jackknife test leaving out one country at a time. The results (not reported in the tables; available upon request) are the same as with the full sample. We have also estimated a median regression for the sample of non-democracies ($\text{Polity2} \leq 8$) and found that the results do not change (Column (4) in Table 2). These estimates suggest that our results are not determined by outliers.

In Columns (5)-(8), we replace the Polity2 score with the other proxies of democracies. First, we use DEMOC variable from the Polity IV dataset and find similar results: for the specifications with interaction term (Column (5)) and without interaction term for the subsample of non-democracies (Column (6)). Then, columns (7) and (8) report the evidence with the Political Rights variable from the Freedom House. The results are again consistent with our model's predictions.

Natural Resources, Democracy and Media Freedom

One of the main alternative explanations of the relationship between the natural resource endowment and media freedom is the fact that both variables are correlated with the level of democracy. Indeed, as shown in Tables 1 and 2, democracy (proxied by Polity2 score) always has a positive and significant effect on media freedom even controlling for country fixed effects, time dummies, level of development, oil etc. Table 3 shows that democracy is also correlated with oil abundance. Whether we use oil reserves (regressions (1)-(4)) or oil production (regression (5)), whether we use the full sample (regressions (1), (5)) or split it into autocracies (regression (2), Polity2 is not positive in 1992), imperfect democracies (regression (3), Polity 2 positive but not higher than 8), or democracies (regression (4), Polity2 above 8 in 1992), oil abundance has a negative and significant effect on democracy. Table 3 therefore reproduces the results from Ross (2001) – using the panel data and different proxies for oil abundance.

On the other hand, these results do not reject our theory. First, in Tables 1 and 2, the effect of oil on media freedom is negative and significant *controlling* for democracy. Second, the effect of oil on democracy is negative and significant at all levels of democracy while the effect of oil on media freedom is significant only for autocracies and imperfect democracies – as predicted by our theory. Finally, in Columns (6) and (7) of Table 3, we disentangle the effect of oil on democracy from the effect of oil on media freedom through the following two stage procedure. In the first stage, we run media freedom on democracy, country fixed effects and other control variables except for oil.

Then we take the residuals, and estimate a regression for the residuals on oil, country fixed effects and its other determinants and controls except for democracy. These results are different from those in the Tables 1 and 2 precisely because of the correlation between democracy and oil (and other regressors). As this correlation is controlled for in the first stage, the second stage regressions for the media freedom residuals capture the relationship between oil and media freedom. The results are also consistent with our theoretical predictions: both oil reserves (regression (6)) and oil production (regression (7)) affect media freedom residuals negatively and significantly.

Media Freedom and the Quality of Government

Table 4 reports the estimates of the effect of media freedom on the quality of bureaucracy. We use two dependent variables: government effectiveness and regulatory quality (both from the World Bank Institute’s Governance Project). Columns (1) and (2) report the fixed effect regressions for these two indices for 1996-2004. These regressions show that media freedom positively and significantly affects the quality of bureaucracy, controlling for country and time fixed effects, levels of development and democracy and for natural resources. Columns (3) and (4) present similar results of cross-country OLS regressions; the dependent variables are averages for the period of 1996-04, and the independent variables are taken at 1995. Figure 4 presents the partial residual plot for media freedom and the government effectiveness as measured by Kaufmann et al (2006), while Figure 5 presents the partial residual plot for media freedom and control of corruption.

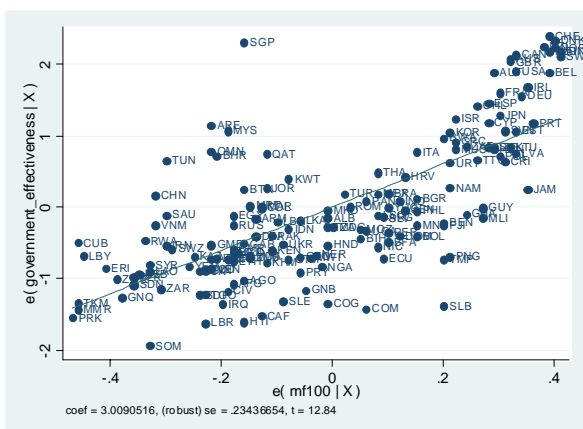


Figure 4: Media Freedom and Quality of Government, residuals

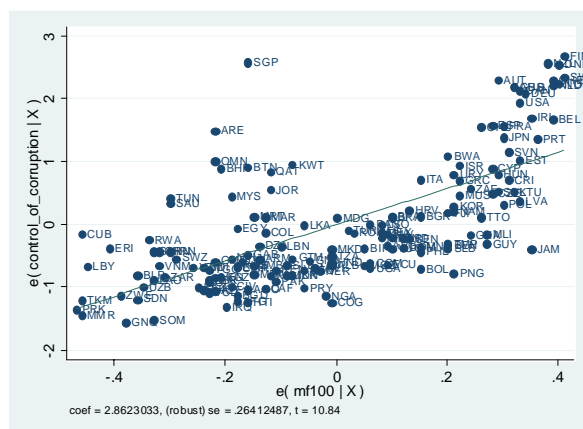


Figure 5: Media Freedom and Control of Corruption, residuals

Finally, in regressions (5) and (6) we instrument media freedom by natural resources, democracy, interaction of oil and democracy, log GDP per capita etc.). Again, the results are consistent with our theory.

Notice that in all the specifications, the direct effect of democracy on the quality of the governance (controlling for media freedom) is not robust and usually not significant. Once again, it suggests that media freedom and democracy are not the same.

Yet another interesting research question is to study the effect of the interaction between resource abundance, media freedom, and bureaucratic incentives on long-run economic growth. A major obstacle is that there are no systematic media freedom data prior to 1993.

Cross-sectional evidence

In Table 5, we run OLS regressions for the media freedom averaged for 1993-2007 for each country on country characteristics. In the column (1), we present the results for the whole sample, Column (2) reports the results for the sample of non-democracies ($\text{Polity2} \leq 8$), Column (3) reports the results for democracies ($\text{Polity2} > 8$). We find that the oil abundance affects media freedom negatively and significantly in the whole sample, but this result is driven by non-democracies; there is no effect in democracies.

We also estimate a specification (4) where we replace contemporaneous measures of democracy with its average level in 1980-1992. In column (5), we instrument democracy with a lagged democracy score and the results remain the same.

Columns (6) and (7) present the evidence on an alternative measure of media freedom. We use the media freedom index from Reporters Sans Frontières rather than the more conventional one from Freedom House (unfortunately, RSF data are only available for a few years and cannot be used in fixed effects regressions). Again, as we run the estimates for both non-democracies (6) and democracies (7), we find that oil affects media freedom in non-democratic countries.

Alternative explanations and robustness checks

In order to check the robustness of our results we have also run a number of additional tests. We have estimated all the regressions in Tables 1-5 for the subsamples of countries with large oil reserves; for all specifications, we used both oil reserves and oil production; we have controlled for inequality, internet penetration, adult literacy and other relevant variables; we have tried all splits

by democracy scores. These tests (available upon request) have shown that our results are robust and are consistent with our predictions.

Let us now return to the discussion of the alternative explanations we introduced in section 4.2. Our tests above deliver the following implications. First, the evidence is consistent with our theory even controlling for the alternative explanations. Second, the alternative explanations are not robust to the choice of specification: (i) the coefficients at the GDP per capita and government spending are often not significant, (ii) the coefficient at oil production is not significant once we control for the effect of oil reserves, and (iii) democracy's effect on the quality of governance is not significant. Finally, we show that, in line with our theory and contrary to the predictions of the alternative explanations, the relationship between oil and media freedom holds only for non-democracies.

5 Conclusions

We study determinants of media freedom in non-democratic countries. In such societies, a dictator needs an independent source of information on the outcomes of his policies. Otherwise, he cannot provide incentives for his bureaucracy, which may result in poor economic performance and eventually cost him his job. The independent and competitive media do provide this information but cannot commit not to leak it to the citizens. Such leakage undermines the very basis of the non-democratic regime: the collective action problem in organizing a revolution. If the citizens receive a public signal about the poor outcomes of the dictator's policies (e.g., with the help of mass media) they solve the coordination problem and overthrow the dictator. In order to understand the dictator's choice of the extent of media freedom, we use the variation in resource endowments. In resource-rich countries, the value of remaining in office is relatively high, and the need to provide incentives to bureaucracy is less important. Therefore our theory predicts a negative relationship between resource abundance and media freedom; this relationship should be especially strong in less democratic countries.

Our analysis of panel data for 1993-2007 is consistent with the model's predictions. It is striking that the relationship between oil and media shows up in such a short time period as 14 years. This distinguishes our paper from the other literature on the so called resource curse. This literature considers the effect of resource abundance on economic and political institutions (property rights, political competition, party system, constraints on the executive) that change

very slowly. Therefore, studies of these relationships can only be based on cross-sections. On the other hand, media freedom is affected almost immediately (see Figure 2), which allows us to run *fixed-effects* regressions. We find that while the estimates of the magnitude of the effect on media in panel regressions and in the cross-sectional regressions are similar.

Very recently, two authoritarian regimes have seemingly defied this paper’s logic: Belarus and China. Both are (relatively) resource-poor and have tightly controlled media, while being apparently successful in terms of economic growth. Our model helps us understand these cases. Belarus has been receiving substantial support from Russia, mostly in terms of heavily subsidized prices for oil and natural gas; BRATT (2006) estimates the direct benefits due to these subsidies in terms of oil and gas prices alone to be around 15% of the Belarussian GDP. Essentially, Alexander Lukashenko, the Belarussian president, can afford censorship and heavy reliance on secret service; support from Russia provides sufficient rents as if Belarus were a resource-rich country.¹³

In China, the ruling party is facing exactly the same “Gorbachev’s dilemma” that is the focus of our paper. On one hand, the tight control over the media stands in the way of attempts to improve the bureaucratic performance, as the SARS epidemic vividly demonstrated. On the other, free media would have produced a challenge to the rule of the Chinese Communist Party. One way to deal with the information problem, which has been adopted by the Chinese leadership, is to decentralize economic decision-making and even to introduce elections at the municipal and provincial levels. China has also recently passed a law requiring a major opening up of government information to the citizens, somewhat along the lines of the U.S. Freedom of Information Act (“China Sets Out to Cut Secrecy, but Laws Leave Big Loopholes,” *New York Times*, Apr. 25, 2007). Both government openness and local elections (as well as local riots, see Lorentzen, 2007)¹⁴ provide the central government with relatively reliable information on the performance of provincial bosses. In principle, such mechanisms might prevent nationwide information aggregation, but for the very same reason they only partially mitigate the incentive costs of censorship.

¹³We wrote the first draft of this paper before the 2006 presidential elections in Belarus. Well in line with our argument, due to the complete absence of free media, the opposition failed to gather sufficient number of protesters to overthrow the president. Also, the failed attempt demonstrated the tangible risks for revolution participants. Many protesters, including both opposition presidential candidates, were arrested and/or beaten up.

¹⁴See also Lohmann (1994), who studies the informational role of the Leipzig demonstrations in 1989-91. She argues that the demonstrations provided East German citizens with information on the true extent of dissatisfaction with the regime. Once this informational task was completed, the demonstrations began to subside.

References

- Acemoglu, Daron (2003) Why Not a Political Coase Theorem? Social Conflict, Commitment and Politics, *Journal of Comparative Economics*, Vol. 31, 620–652.
- Acemoglu, Daron (2006) Modeling Inefficient Institutions, *Proceedings of 2005 World Congress of the Econometric Society*, forthcoming.
- Acemoglu, Daron, and James Robinson (2005) *Economic Origins of Dictatorship and Democracy*, New York; Cambridge University Press.
- Acemoglu, Daron, James Robinson, and Thierry Verdier (2004) “Kleptocracy and Divide-and-Rule: A Model of Personal Rule,” The Alfred Marshall Lecture, *Journal of the European Economic Association Papers and Proceedings*, April–May 2004, Vol. 2, 162–192.
- Auty, Richard (2001) *Resource Abundance and Economic Development*, Oxford: OUP.
- Besley, Timothy and Andrea Prat (2006) “Handcuffs for the Grabbing Hand? Media Capture and Political Accountability,” *American Economic Review*, 96(3), 720-736.
- Boschini, Anne, Jan Pettersson, and Jesper Roine (2006) “Resource curse or not: A question of appropriability,” Mimeo, Stockholm School of Economics.
- Boix, Carles and Milan Svolik (2007) The Foundations of Limited Authoritarian Government: Institutions and Power-sharing in Dictatorships, mimeo.
- BRATT (2006) “Russian Money Pipeline to Belarus.” Belorussian-Russian Analytical Think Tank Report #6, March 2006.
- Bueno de Mesquita, Bruce, Alastair Smith, Randolph Silverson, and James Morrow (2003) *The Logic of Political Survival*, MIT Press, Cambridge.
- Bueno de Mesquita, Bruce, and George W. Downs (2005) “Development and Democracy.” *Foreign Affairs*, September/October 2005.
- Chehabi, H.E., and Juan J. Linz (1998) *Sultanistic Regimes*, The Johns Hopkins University Press, Baltimore and London.

- Caselli, Francesco (2006) "Power Struggle and the Natural Resource Curse," mimeo, London School of Economics.
- Chaudhry, Kiren (1997) *The Price of Wealth*, Cornell University Press.
- Chwe, Michael (2003) *Rational Ritual: Culture, Coordination, and Common Knowledge*, Princeton University Press, Princeton.
- Debs, Alexandre (2007). "Divide-And-Rule and the Media," *Mimeo*, MIT.
- Dunning, Thad (2005) Resource Dependence, Economic Performance, and Political Stability, *Journal of Conflict Resolution*, Vol. 49, No. 4, 451-482.
- Dyck, Alexander and Luigi Zingales, 2002, "The Corporate Governance Role of the Media", in R. Islam ed. *The right to tell: The role of the Media in Development*, The World Bank, Washington DC, 2002.
- Edmond, Chris (2005). "Information Manipulation, Coordination and Regime Change," *Mimeo*, NYU.
- Evans, Peter B., and James Rauch (1999) "Bureaucracy and Growth: A Cross-National Analysis of the Effects of 'Weberian' State Structures on Economic Growth," *American Sociological Review*, Vol. 64(5): 748-765.
- Evans, Peter B., and James Rauch (2000) "Bureaucratic Structure and Bureaucratic Performance in Less Developed Countries," *Journal of Public Economics*, Vol. 75: 49-71.
- Gandhi, Jennifer and Adam Przeworski (2006) Cooperation, Cooptation, and Rebellion under Dictatorships, *Economics and Politics*, 18 - 1, pp. 1-26(26).
- Gehlbach, Scott and Philip Keefer (2006) "Investment without Democracy: Ruling-Party Institutionalization and Credible Commitment in Autocracies", mimeo, U. of Wisconsin-Madison.
- Gehlbach, Scott and Konstantin Sonin (2008) "Government Control of Media", mimeo, New Economic School.
- Gelb, Alan (1988). *Oil Windfalls: Blessing or Curse?* Oxford Univ. Press, Oxford, United Kingdom.

- Gentzkow, Matthew, and Jesse M. Shapiro (2008) "Competition and Truth in the Market for News," *Journal of Economic Perspectives*, 22 (2), 133-154.
- Gylfason, Thorvaldur, Tryggvi Herbertsson, and Gylfi Zoega (1999) "A Mixed Blessing: Natural Resources in an Endogenous Growth Model," *Macroeconomic Dynamics*, 3, 204–225.
- Hamilton Kirk and Michael Clemens (1999). "Genuine savings rates in developing countries." *World Bank Economic Review* 13(2), pp. 333–56.
- Hardin, Russel (1995) *One for All The Logic of Group Conflict*. Princeton University Press: Princeton.
- Herb, Michael (2005) No Representation without Taxation? Rents, Development, and Democracy, *Comparative Politics*, Vol. 37, No. 3 (Apr., 2005), pp. 297-316
- Hill, Fiona. (2005) *Beyond the Colored Revolutions*, keynote speech at the Central Eurasia Studies Society 6th Annual Conference, Boston University, Sep. 30, 2005.
- Hodler, Roland (2006). "The curse of natural resources in fractionalized countries," *European Economic Review*, 50, 1367–1386
- Jensen, Nathan, and Leonard Wantchekon (2004) "Resource Wealth and Political Regimes in Africa" *Comparative Political Studies*, 37:7, 816-841.
- Karl, Thierry (1997) *The Paradox of Plenty: Oil Booms and Petro-State*, Univ. California Press.
- Kaufmann, Daniel (2006) "Media, Governance and Development. Challenging Convention: An Empirical Perspective," mimeo, The World Bank Institute.
- Krugman, Paul (1987) "The Narrow Moving Band, the Dutch Disease, and the Economic Consequences of Mrs. Thatcher: Notes on Trade in the Presence of Dynamic Economies of Scale," *Journal of Development Economics*, 27 (1-2), 41–55.
- Lagunoff, Roger (2006) "Markov Equilibrium in Models of Dynamic Endogenous Political Institutions," mimeo, Georgetown University.
- Lane, Philip and Aaron Tornell (1996) "Power, Growth and the Voracity Effect," *Journal of Economic Growth*, 1, 213-241.

- Lenin, Vladimir (1921) *Lenin: Collected Works*, 1st English Edition, Progress Publishers, 1965, Moscow, Volume 42, page 339.
- Lohmann, Susanne (1994). "The Dynamics of Informational Cascades: The Monday Demonstrations in Leipzig, 1989-91," *World Politics*, 47, 42-101.
- Lorentzen, Peter (2007). "Regularized Rioting: The Strategic Toleration of Public Protest in China," *Mimeo*, Stanford.
- Maskin, Eric and Jean Tirole (2001) "Markov Perfect Equilibrium I. Observable Actions" // *Journal of Economic Theory*, Vol. 100, N 2, pp. 191-219.
- McFaul, Michael (2005) "Transitions from Postcommunism", *Journal of Democracy*, Volume 16, Number 3, July 2005, 5-19.
- Mehlum, Halvor, Karl Ove Moene, and Ragnar Torvik (2006) "Institutions and the Resource Curse", *Economic Journal*, 116 (January), 1-20.
- Morris, Stephen, and Hyun Song Shin (2003) "Global Games: Theory and Applications", in *Advances in Economics and Econometrics, the Eighth World Congress* (edited by M. Dewatripont, L. Hansen and S. Turnovsky), Cambridge University Press.
- Morrison, Kevin (2009) *Oil, Nontax Revenue, and the Redistributive Foundations of Regime Stability*, International Organization, 63:107-138 Cambridge University Press.
- North, Douglass (1981) *Structure and Change in Economic History*, Norton.
- North, Douglass (1991) "Institutions," *Journal of Economic Perspectives*, American Economic Association, vol. 5(1), pages 97-112.
- O'Donnell, Guillermo and Philippe Schmitter (1986) *Transitions from Authoritarian Rule: Tentative Conclusions About Uncertain Democracies*. Baltimore: Johns Hopkins University Press.
- Persson, Torsten and Guido Tabellini (2006) "Democracy and development: The devil in the details," *American Economic Review*, Papers and Proceedings, 96(2), pp. 319-324.
- Peterson, Glen. (1997). *The Power of Words: literacy and revolution in South China, 1949-95*. UBC Press.

- Przeworski, Adam, Alvarez, Michael, Cheibub, Jose Antonio, and Limongi, Fernando (2000) *Democracy and development: Political institutions and well-being in the world*, Cambridge Studies in the Theory of Democracy, Cambridge Univ. Press.
- Przeworski, Adam and Fernando Limongi (1993) "Political regimes and economic growth." *Journal of Economic Perspectives*, Vol. 7, 51–69.
- Reinikka, Ritva, and Jakob Svensson (2005) "Fighting Corruption to Improve Schooling: Evidence from a Newspaper Campaign in Uganda." *Journal of European Economic Association*, 3(2), 259-267.
- Ross, Michael (2001) "Does Oil Hinder Democracy?" *World Politics*, 53(3), 325-61.
- Ross, Michael (2003) The Natural Resource Curse: How Resources Can Make You Poor, in *Natural Resources and Violent Conflicts*, Ian Bannon and Paul Collier, eds.
- Ross, Michael (2006) "A Closer Look at Oil, Diamonds, and Civil War." *Annual Review of Political Science*, 9, pp.265–300.
- Sachs, Jeffrey and Andrew Warner (1996). "How to Catch Up with the Industrial World—Achieving Rapid Growth in Europe's Transition Economies," *Transition*, Vol. 7, No. 9-10, September-October 1996, World Bank.
- Sachs, Jeffrey and Andrew Warner (1997a). "Sources of Slow Growth in African Economies," *Journal of African Economies*, vol. 6 no. 3, 1997.
- Sachs, Jeffrey and Andrew Warner (1997b). "Fundamental Sources of Long Run Growth," *American Economic Review Papers and Proceedings*, 87(2), 184-88.
- Sen, Amartya (1999) *Development as Freedom*, New York.
- Shafer, Michael (1994) *Winners and losers: How Sectors Shape the Developmental Prospects of States*, Cornell University Press.
- Smith, Alastair (2008) *Revolutionary Pressures and the Survival of Political Leaders*, mimeo.
- Smith, Benjamin (2004) Oil Wealth and Regime Survival in the Developing World, 1960-1999, *American Journal of Political Science*, Vol. 48, No. 2, pp. 232-246.

- Snyder, Richard (2006) Does Lutable Wealth Breed Disorder? A Political Economy of Extraction Framework, *Comparative Political Studies*, 39 (8), 943-968.
- Svaleryd, Helena and Jonas Vlachos (2006) "Political Rents in a Mature Democracy", mimeo, SITE.
- Tilly, Charles (1978) *From Mobilization to Revolution*, Reading, Mass.: Addison-Wesley.
- Tirole, Jean (1986). "Hierarchies and Bureaucracies: On the Role of Collusion in Organizations," *Journal of Law, Economic and Organization*, 2, 181-214.
- Tirole, Jean (1992) "Collusion and the theory of organizations." In J.-J. Laffont (ed.) *Advances in Economic Theory. Sixth World Congress*. Cambridge University Press.
- Tsui, Kevin (2005) "More Oil, Less Democracy?: Theory and Evidence from Crude Oil Discoveries." mimeo, University of Chicago.
- Ulfelder, Jay (2007) Natural-Resource Wealth and the Survival of Autocracy *Comparative Political Studies*, Vol. 40, No. 8, 995-1018.
- Wantchekon, Leonard (2002) Why do resource abundant countries have authoritarian governments? *Journal of African Finance and Economic Development* 2, 57-77.

Table 1. Fixed effects regressions for media freedom.

	1	2	3	4	5	6	7
	Oil reserves	Oil price * oil reserves	Oil production	Oil price * Oil production	Non-democracies (Polity ≤ 5), reserves	Non-democracies (Polity ≤ 5), production	Non-democracies (Polity ≤ 5), res. & prod.
Log oil reserves	-2.14 (1.14)*						
Log oil reserves x Polity	0.16 (0.07)**						
Log (oil price * oil reserves)		-2.3 (1.13)**			-2.87 (1.14)**		-2.46 (1.19)**
Log (oil price * oil reserves) x Polity		0.07 (0.04)					
Log oil production			-2.13 (0.70)***				
Log oil production x Polity			0.06 (0.03)**				
Log (oil price * oil production)				-2.12 (0.70)***		-1.67 (0.61)***	-0.64 -0.66
Log (oil price * oil production) x Polity				0.06 (0.03)**			
Polity	0.77 (0.10)***	0.57 (0.20)***	0.73 (0.10)***	0.54 (0.17)***			
Log GDP per capita, PPP	1.17 -1.38	1.26 -1.4	3.04 (1.40)**	3.15 (1.40)**	-3.12 (1.43)**	-1.74 -1.64	-2.56 -1.74
Log Population	-14.15 (3.29)***	-13.41 (3.43)***	-9.62 (3.31)***	-8.87 (3.37)***	-18.34 (5.75)***	-12.06 (5.45)**	-17.92 (5.91)***
Log (Govt.Exp / GDP)	-1.62 (0.88)*	-1.68 (0.89)*	-1.45 (0.87)*	-1.48 (0.87)*	0.17 -1.02	0.53 -1.01	0.19 -1.03
Observations	2057	2056	2077	2076	958	972	954
Number of countries	147	148	147	148	71	71	71
R-squared	0.12	0.12	0.12	0.12	0.05	0.04	0.05

Robust standard errors in parentheses. * significant at 10%; ** significant at 5%; *** significant at 1%. Country fixed effects and time dummies are included but not reported. Notes: Regressions (1)-(4) differ in terms of the measure of oil abundance (oil reserves in 1, oil price * oil reserves in 2, oil production in 3, oil price * oil production in 4). These regressions are run for the full sample and include an interaction of oil with democracy (proxied by Polity). In regressions (5)-(7), there is no interaction term, but the sample only includes non-democratic countries (with Polity value in 1992 not exceeding 5). In regression 5, we use oil reserves as proxy for resource abundance, in 6 we use oil production, and in 7 we include both. In all regressions, Polity is Polity IV's POLITY2 variable. All variables are for the current year, media freedom is for the next year. Dependent variable is (100 – media freedom, Freedom House).

Table 2. Additional fixed effects regressions for media freedom.

	1	2	3	4	5	6	7	8
	Autocracies Polity ≤ 0	Imperfect democracies 0 ≤ Polity ≤ 8	Democracies Polity > 8	Non-democracies Polity ≤ 8 median reg.	Democ instead of Polity	Non-democracies Democ ≤ 8	Polit. rights instead of Polity	Non-democracies Polit. rights ≤ 5
Log oil reserves	-4.1 (1.32)***	-5.63 (2.16)***	-3.99 (2.86)	-3.59 (0.00)***	-2.34 (1.16)**	-4.52 (1.35)***	-2.77 (1.21)**	-3.15 (1.34)**
Log oil reserves x Democracy					0.4 (0.15)***			
Democracy					1.33 (0.17)***			
Log oil reserves x Political Rights							0.6 (0.35)*	
Political Rights							2.87 (0.29)***	
Log GDP per capita, PPP	-3.06 (1.37)**	13.2 (2.98)***	11.48 (2.97)***	-4.16 (0.00)***	1.91 (1.52)	1.22 -1.65	0.97 (1.4)	-0.95 (1.53)
Log Population	-24.77 (6.87)***	0.69 (6.43)	-40.08 (5.77)***	-11.15 (0.00)***	-12.59 (3.27)***	-6.17 -4.3	-11.6 (3.23)***	-5.68 (5.03)
Log(Govt.Exp / GDP)	1.44 (1.11)	-4.55 (1.46)***	-5.14 (1.95)***	-0.62 (0.00)***	-1.65 (0.94)*	-0.69 -1.07	-1.55 (0.87)*	-2.3 (1.03)**
Observations	772	669	643	1441	2001	1343	2080	1272
Number of countries	58	46	46	105	147	95	150	93
R-squared	0.07	0.12	0.28	0.70	0.14	0.03	0.15	0.02

Robust standard errors in parentheses. * significant at 10%; ** significant at 5%; *** significant at 1%. Country fixed effects and time dummies are included but not reported.

Notes: In regressions (1)-(4), Polity is POLITY2 variable from Polity IV, in regressions (5)-(6), Democracy is proxied by DEMOC from POLITY IV, and in regressions (7)-(8), by Political rights from Freedom House. In columns (1)-(3), three different subsamples of countries are taken. Column 4 is a median regression on the sample of imperfect democracies. Columns 5 and 7 replicate regression 1 from Table 1 with a different measure for democracy. Columns 6 and 8 do the same for a subsample of imperfect democracies and without the interaction term. All variables are for the current year, media freedom is for the next year. Dependent variable is (100 – media freedom, Freedom House).

Table 3. Relationship between oil, regime type, and media freedom.

	1	2	3	4	5	6	7
	Polity				MF residuals		
	Full sample	Autocracies Polity ≤ 0	Imperfect democracies $0 \leq \text{Polity} \leq 8$	Democracies Polity > 8	production instead of reserves	reserves	production
Log oil reserves	-1.43 (0.38)***	-1.83 (0.41)***	-1.52 (0.60)**	-1.02 (0.62)*		-2.75 (1.08)**	
Log oil production					-0.71 (0.22)***		-2.51 (0.67)***
Log GDP per capita, PPP	0.07 (0.35)	-0.71 (0.49)	0.97 (0.77)	0.65 (0.39)*	0.46 (0.43)	0.56 (1.38)	2.58 (1.40)*
Log Population	2.8 (1.02)***	-4.95 (2.20)**	-4.3 (1.92)**	-1.7 (0.59)***	3.33 (1.04)***	0.7 (3.24)	5.13 (3.25)
Log (Govt.Exp / GDP)	0.15 (0.27)	0.63 (0.4)	0.83 (0.42)**	-0.84 (0.29)***	0.21 (0.27)	0.01 (0.88)	0.25 (0.87)
Observations	2152	806	704	642	2172	2057	2077
Number of countries	148	57	46	45	148	148	148
R-squared	0.06	0.3	0.06	0.09	0.06		

Robust standard errors in parentheses. * significant at 10%; ** significant at 5%; *** significant at 1%. Country fixed effects and time dummies are included but not reported.

Notes: In regressions (1)-(5), dependent variable is POLITY2 from Polity IV, in regressions (6)-(7), dependent variable is residuals from regression of media freedom (100 – media freedom, Freedom House) on POLITY2, country fixed effects and other control variables except for oil. In columns (1)-(4), we take different samples of countries and oil reserves, and in regression 5, production instead of reserves and the full sample. Regressions 6 and 7 have reserves and production as proxies for oil, respectively. All variables are for the current year, media freedom is for the next year.

Table 4. Regressions for quality of governance.

	1	2	3	4	5	6
	Fixed Effects		OLS		IV	
	government effectiveness	regulatory quality	government effectiveness	regulatory quality	government effectiveness	regulatory quality
Media Freedom / 100	0.4 (0.12)***	0.93 (0.15)***	1.53 (0.31)***	1.44 (0.30)***	6.23 (2.80)**	5.47 (2.51)**
Log oil reserves	-0.19 (0.02)***	-0.15 (0.03)***	-0.17 (0.05)***	-0.17 (0.05)***		
Log GDP per capita, PPP	0.6 (0.03)***	0.49 (0.03)***	0.54 (0.06)***	0.48 (0.05)***	0.29 (0.12)**	0.25 (0.11)**
Polity	0 (0)	0.01 (0)	-0.02 (0.01)*	-0.01 (0.01)	-0.12 (0.07)*	-0.1 (0.06)
Log Population	0.1 (0.02)***	0.05 (0.02)**	0.11 (0.03)***	0.07 (0.03)**	0.1 (0.04)**	0.05 (0.04)
Log (Govt.Exp / GDP)	0.13 (0.04)***	0.11 (0.05)**	0.14 (0.12)	0.05 (0.1)	-0.24 (0.37)	-0.3 (0.33)
Observations	1199	1199	135	135	135	135
Number of countries	146	146	135	135	135	135
R-squared	0.09	0.10	0.79	0.8	0.52	0.55

Robust standard errors in parentheses. * significant at 10%; ** significant at 5%; *** significant at 1%. Country fixed effects and time dummies are included (in columns 1 and 2) but not reported.

Notes: In regressions 1,3,5 the dependent variable is Government Effectiveness, and in regressions 2,4,6 the dependent variable is Regulatory Quality (both from World Bank Institute's Governance Project). Columns 1 and 2 report fixed effects regressions. Columns 3 and 4 are OLS regressions for variables averaged over time. Columns 5 and 6 report IV regression, with Media Freedom instrumented by Log oil reserves and other covariates. In Columns 1 and 2, all variables are for the current year, media freedom is for the next year. In all regressions, Media Freedom is divided by 100 to scale the coefficients.

Table 5. Cross-sectional regressions.

	1	2	3	4	5	6	7
	Full sample	Non-democracies Polity ≤ 8	Democracies Polity > 8	Lagged Polity included	Polity instrumented by lagged Polity	RSF Non-democracies Polity ≤ 8	RSF democracies Polity > 8
Log oil reserves in 1992	-3.14 (0.89)***	-2.82 (1.03)***	-1.64 (1.56)	-6.18 (1.24)***	-2.39 (1.08)**	-3.93 (1.85)**	-0.78 (0.71)
Polity, averaged 1993-2007	2.58 (0.17)***	2.3 (0.20)***	2.5 (0.52)***		2.87 (0.25)***	2.37 (0.26)***	-0.2 (1.49)
Log GDP per capita, PPP, in 1992	5.69 (0.90)***	3.68 (1.29)***	6.89 (1.81)***	6.53 (1.40)***	4.97 (1.14)***	2.85 (1.78)	6.25 (0.93)***
Log land area	1.55 (0.61)**	1.53 (0.75)**	1.91 (1.02)*	2.65 (0.92)***	1.38 (0.65)**	2.92 (0.77)***	-0.03 (0.47)
Log population in 1992	-1.29 (0.71)*	-1.62 (0.95)*	-2.21 (0.99)**	-1.39 (0.98)	-1.39 (0.72)*	-5.86 (1.24)***	-1.17 (0.64)*
Log (Govt.Exp / GDP) in 1992	2.38 (2.18)	-0.15 (2.46)	4.69 (4.06)	-0.94 (2.55)	3.01 (2.31)	2.06 (2.63)	-0.86 (2.26)
Polity, averaged 1980-1992				1.46 (0.24)***			
Log oil reserves in 1992 x Polity, averaged 1980-92				0.22 (0.12)*			
Observations	134	92	42	130	130	91	41
R-squared	0.81	0.66	0.81	0.64	0.8	0.59	0.65

Robust standard errors in parentheses. * significant at 10%; ** significant at 5%; *** significant at 1%.

Notes: All regressions except column 5 are OLS. In regressions (1)-(5), the dependent variable is Media Freedom, averaged for 1993-2007. In (6)-(7), the dependent variable is Reporters Sans Frontières, averaged for 2002-2007. Regressions (1)-(3) include different sample of countries. In regression (4), lagged Polity (POLITY2 variable averaged for 1980-1992) is included. In regression (5), Polity is instrumented by lagged Polity. Regressions 6 and 7 contain the samples of democratic and non-democratic countries, respectively. All variables are averaged 1993-2007 unless stated otherwise.